

Monk collection

PRODUCT SHEET



prostorja



Monk collection

by GRUPA

The **Monk** collection brings together the regional modernist tradition and contemporary design. Originally, the chair and easy chair were designed for the renovation of the architectural icon – the Palace Hotel in Dubrovnik. At the same time, they were homage to the very popular Lupina chair, a classic designed by Niko Kralj. This simple idea is reduced to finding harmony in joining two bended platforms: one for the backrest and the other expanding into the armrest. This results in an upholstered shell mounted on various types of legs – higher ones for the chair and lower ones for the

armchair. The name for this collection is a figurative association that simultaneously follows the modernist ethics that inspired the team of designers: it seems as if an old monk dressed in modest cotton clothes decided to sit in an unpretentious wooden chair. The two Monks, a chair and an easy chair, fuse the everyday life filled with work and contemplation. The collection is supplemented with low tables, a dining room table and a bar stool.









ZENTRAL

Café Restaurant









SPECIFICATIONS AND TECHNICAL DRAWING

SHELL	plywood, HR foam, polyester wadding
BASE	solid wood + lacquer / metal tube ø16 mm + powder coating
UPHOLSTERY	fabric

[easy chair information website](#)

EASY CHAIR
dimensions 61 × 65 × 73 cm



EASY CHAIR METAL SLED BASE
dimensions 61 × 64 × 73 cm



EASY CHAIR METAL LEGS
dimensions 61 × 64 × 73 cm



SHELL	plywood, HR foam, polyester wadding
BASE	solid wood / metal tube ø16 mm + powder coating
UPHOLSTERY	fabric

[chair information website](#)

CHAIR
dimensions 55 × 59 × 83 cm



CHAIR METAL SLED BASE
dimensions 55 × 59 × 83 cm



CHAIR METAL LEGS
dimensions 55 × 59 × 83 cm



HIGH CHAIR METAL SLED BASE
dimensions 55 × 59 × 98 cm



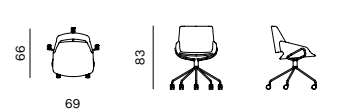
CHAIR WITH SWIVEL BASE FIXED
dimensions 56 × 58 × 83 cm



CHAIR WITH SWIVEL BASE WITH CASTORS
dimensions 56 × 58 × 83 cm



CHAIR WITH SWIVEL BASE WITH CASTORS, FIVE LEGS
dimensions 69 × 66 × 83 cm



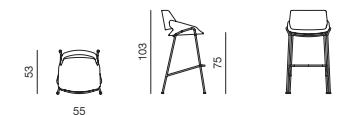
SHELL	plywood, HR foam, polyester wadding
BASE	metal tube ø16 mm + powder coating
UPHOLSTERY	fabric

[barstool with backrest information website](#)

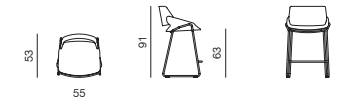
LOW BARSTOOL WITH BACKREST WITH METAL LEGS
dimensions 55 × 53 × 91 cm



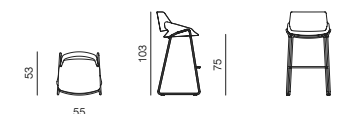
HIGH BARSTOOL WITH BACKREST WITH METAL LEGS
dimensions 55 × 53 × 103 cm



LOW BARSTOOL WITH BACKREST METAL SLED BASE
dimensions 55 × 53 × 91 cm



HIGH BARSTOOL WITH BACKREST METAL SLED BASE
dimensions 55 × 53 × 103 cm

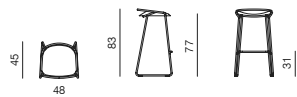


SPECIFICATIONS AND TECHNICAL DRAWING

SHELL	plywood, HR foam, polyester wadding
BASE	metal tube $\varnothing 16$ mm + powder coating
UPHOLSTERY	fabric / leather

[barstool information website](#)

BARSTOOL
dimensions 48 x 45 x 83 cm



BARSTOOL LOW
dimensions 48 x 45 x 71 cm

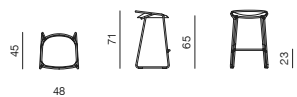


TABLE TOP	solid wood + oil or lacquer
LEGS	solid wood + oil or lacquer

[table information website](#)

TABLE 100
dimensions 100 x 100 x 75 cm



TABLE 180
dimensions 180 x 100 x 75 cm



TABLE 200
dimensions 200 x 100 x 75 cm




TABLE 240
dimensions 240 x 100 x 75 cm



LEGS	solid wood + oil or lacquer
SEAT	solid wood + oil or lacquer
CUSHION	HR foam, polyester wadding

[bench information website](#)

BENCH 180
dimensions 180 x 43 x 45 cm



BENCH 200
dimensions 200 x 43 x 45 cm



BENCH 240
dimensions 240 x 43 x 45 cm

