



Poltrona direzionale

- Schienale alto, medio o basso
- Braccioli imbottiti strutturati con lo schienale
- Varie versioni fisse o con movimento sincron

Executive armchair

- With high, medium or low backrest.
- Padded and upholstered arms integrated with the shell.
- Various frames versions with fixed bases or with synchron movement.

Fauteuil direction

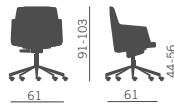
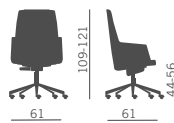
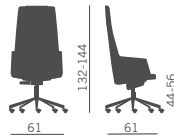
- Dossier haut, moyen ou bas
- Accoudoirs garnis et revêtus intégrés dans la structure de la coque.
- Plusieurs plétements disponibles fixes ou avec mouvement synchron

Chefsessel


- Hohe, mittlere und niedrige Rückenlehne
- Gepolsterte Armlehnen an der Rückenlehne befestigt
- Verschiedene Ausführungen fest oder mit Synchronmechanik


Sillón direccional

- Respaldo alto, medio o bajo
- Brazos tapizados integrados en el respaldo
- Varias versiones fijas o con mecanismo sincron



MECCANISMI MECHANISMS



 A richiesta/by request omologazione al fuoco Classe 1IM

 A richiesta/by request
Normativa europea EN 1335/ TIPO C